



# Kentucky High School Athletic Association

2280 Executive Drive ° Lexington, KY 40505 ° www.khsaa.org ° (859)299-5472 (859)293-5999 (fax)

## MEMORANDUM

To: Superintendent, Principal, and Athletic Director  
Pendleton County High School

From: Brigid L. DeVries, Commissioner  
Larry Boucher, Assistant Commissioner *JB*


Date: July 21, 2006

Subject: 2005-2006 Title IX Annual Report Forms Submission

Enclosed please find a copy of Form T-65, the 2005-2006 KHSAA Title IX Annual Report Submission Status Report. In addition, you may find an attachment with corrected copies of the forms submitted by your school personnel. Please review this information so the forms can be completed accurately in the future.

Also, KHSAA Audit Team Members may have requested resubmission of some of the 2005-2006 Annual Report Forms or need additional information on your athletic programs. Please submit this information by the date requested if this is applicable. Copies and all KHSAA Title IX documents must be kept current and included in your permanent Title IX File at the school. All documents are subject to Open Records Requests.

Should you need any further information, please do not hesitate to call anytime.



**KHSAA TITLE IX  
ANNUAL REPORT SUBMISSION  
STATUS REPORT  
2005-2006**

*KHSAA Form T65  
Revised 8/05*

TO: KHSAA Member School Superintendents, Principals, and Athletic Directors

FROM: Brigid L. DeVries, Commissioner  
Larry Boucher, Assistant Commissioner

DATE: 7/21/2006

School	Pendleton County High School	Reviewed by	Phyllis Catlett
--------	------------------------------	-------------	-----------------

The following is a status report regarding the required 2005 - 2006 Title IX Annual Report submission of forms due into the KHSAA office by April 15, 2006. Appropriate KHSAA Audit Team personnel have reviewed these forms and the following is a summary of this review.

I. Checklist of Forms properly submitted in a satisfactory manner:

<b>X</b>	GE 19 (Annual Verification)	<b>X</b>	T-35 (Budget Expenses)
<b>X</b>	T-1 (Summary Program Chart 1)	<b>X</b>	T-36 (Budget Expenses)
<b>X</b>	T-2 (Summary Program Chart 2)	<b>X</b>	T-41 (Checklist - Overall Interscholastic Program)
<b>X</b>	T-3 (Summary Program Chart 3)	<b>X</b>	T-60 (Corrective Action Plan)
<b>X</b>	T-4 (Summary Program Chart 4)	<b>X</b>	T-63 (Interscholastic Survey Results)

II. Status

A.		2005 - 2006 Forms are satisfactory and no further information or action is necessary at this time.
B.	<b>X</b>	Errors have been noted with respect to the following forms: Place form T-3 and form T-41 in the school's Title IX File for 2006.
C.		The following forms were omitted and must be submitted by school representatives:
D.	<b>X</b>	Other Recommendation and Comments: According to the report, the school does not have any students on the Gender Equity Committee. The auditor strongly recommends that students be placed on the committee and that meetings are held at a time when students can attend. According to the information submitted it appears the school is currently not in compliance with any of the three tests. The survey indicates (72) girls interested in swimming. This interest was not indicated on form T-3. The Gender Equity Committee and the school administration should review this interest by meeting with students and parents regarding this matter. The boys currently have the advantage in Opportunities to Participate. The school has addressed this on the Corrective Action Plan.

## 2005-2006 KHSAA TITLE IX ATHLETICS AUDIT

KHSAA  
Form T41  
Rev. 9/05

### Checklist - Overall Interscholastic Athletics Program

**DIRECTIONS:**

For the Areas of Compliance (Opportunities and Benefits) listed on the left hand side of the page, place a checkmark under the appropriate column identifying whether your school provided an advantage to the Girls' Program, or to the Boys' Program or to Neither Program.

Areas of Compliance:	ADVANTAGE TO:		
	GIRLS' PROGRAM	BOYS' PROGRAM	NEITHER PROGRAM
<b>OPPORTUNITIES</b>			
Accommodation of Interest and Abilities		X	XX
<b>BENEFITS</b>			
Equipment and Supplies			XX
Scheduling of Games and Practice Time			XX
Travel and Per Diem Allowances			XX
Coaching			XX
Locker Rooms, Practice and Competitive Facilities			XX
Medical and Training Facilities and Services			XX
Publicity			XX
Support Services			XX
Athletic Scholarships			NA
Tutoring			NA
Housing and Dining Facilities and Services			NA
Recruitment of Student Athletes			NA

Principal's Signature: John D. White Date: 4-14-2006

**2005-2006**  
**ACCOMMODATION OF INTERESTS AND ABILITIES**  
**SUMMARY PROGRAM CHART 3**

**Participation Opportunities Test Three**

**FOR ANY QUESTION ANSWERED "YES" IDENTIFY THE RESPECTIVE SPORT(S).**

	<b>GIRLS</b> (Yes / No)		<b>BOYS</b> (Yes / No)
1. For a sport not currently played at the interscholastic level (varsity, junior varsity, or freshman) in your school, is there an intramural team offered for that sport?	NO		NO
2. For a sport <u>not</u> currently offered in your interscholastic athletics program, is there sufficient interest to form a viable interscholastic team based on participation on an intramural team or community recreation teams?	NO		NO
3. For a sport <u>not</u> currently offered, is there sufficient interest, based on your most recent Student Interest Survey, to form a viable interscholastic team based on student responses from the interscholastic survey? If yes, what sport?	NO <i>Yes Soccer 9/2</i>		NO
4. For a sport currently offered at the varsity level only, is there sufficient interest, based on your most recent Student Interest Survey, to form a viable team for a junior varsity or freshman team that is not currently offered?	NO		NO
5. For a sport currently offered at the junior varsity or freshman level is there sufficient interest, based on your most recent Student Interest Survey, to form a varsity team not currently offered?	NO		NO
6. If you answered YES to question (1), (2), (3), (4), or (5), are there enough high schools in your geographic area offering the sport (at the appropriate level) to allow for the development of a reasonable schedule of competition?	NO		NO

Principal's Signature: *Joe D. White* Date: 4-14-2006



**2005-2006 KENTUCKY HIGH SCHOOL ATHLETIC ASSOCIATION  
ANNUAL VERIFICATION OF TITLE IX PROCEDURES**

KHSAA  
Form GE19  
Rev. 9/05

(To be submitted by April 15, 2006 along with other required forms)

The Pendleton County High School, Falmouth, Kentucky  
(Name of High School) (City)

certifies to the Kentucky High School Athletic Association that the following is an accurate and true representation of the facts surrounding compliance with 20 U.S.C. Sections 1681-1688, et. Seq. (also known as Title IX)

**I certify the following provisions in accordance with records at the school contained in the permanent Title IX file, and to the best of my knowledge have completed the following tasks (All boxes must be checked).**

- Established a gender equity committee at the high school. (list committee personnel and provide attachment if necessary)

Name	Address	Phone	Title
Tom Wooster	2359 Hwy 27 N Falmouth	859-654-3355	ATH. Director
Judy Elrod	10568 Hwy 10 N Foster	859-472-2273	PARENT
Beth Johnson	1081 Menzies Bottom Rd. Butler	472-2055	PARENT
April LeCrane	508 Hardin Rd. Falmouth	654-2526	PARENT
David Monroe	4514 Neave Milford Falmouth	606-735-3603	PARENT
Pam Lorenze	920 Old 4527 Butler	472-6834	PARENT
Kim Whalen	3882 Hwy 17 N Demosville	472-5502	PARENT

- Scheduled a minimum of three meetings during the 2005-2006 school year on the following dates:

Nov. 8, 2005 Nov. 16, 2005

April 13, 2006

- Designated the following person(s) as the Title IX coordinator for the school:

<u>Tom Wooster</u>	<u>Athletic Director</u>	<u>2359 Hwy 27 N Falmouth</u>	<u>859-654-3355</u>
Name	Title	Address	Phone

- Designated the following person(s) as the Title IX coordinator for the district:

<u>Pat Lynch</u>	<u>Special Edu. Director</u>	<u>2225 Hwy 27 N Falmouth</u>	<u>859-654-3325</u>
Name	Title	Address	Phone

- School personnel are continuing to make periodic reviews of the boys' and girls' athletics program reflected in the Corrective Action Plan.

- In addition to the above information, the above referenced school maintains a complete permanent file relative to Title IX records including copies of the self-assessment audit, all corrective action plans, and other related materials.

[Signature]  
Principal's Signature

4-14 20 06  
Date

[Signature]  
Superintendent Signature

[Signature]  
School Board Chairpersons' Signature

(Send original copy to KHSAA - Maintain duplicate in Title IX school folder)

**2005-2006**  
**ACCOMMODATION OF INTERESTS AND ABILITIES**  
**SUMMARY PROGRAM CHART 1**

KHSAA  
 Form 11  
 Rev. 9/05

**Participation Opportunities Test One**


		(Column 1)	(Column 2)	(Column 3)	(Column 4)
	Program	Enrollment	Percentage of Total Enrollment	Number of Interscholastic Participants (double and triple count)	Percentage of Total Participation
Row 1	GIRLS	452	51 %	175	45 %
Row 2	BOYS	438	49 %	215	55 %
Row 3	Totals	890	100%	390	100%

Instructions:

\*Number of 8<sup>th</sup> grade students & below used in Column 3 and Column 4 calculations if applicable: 43

- Determine the total number of girls enrolled, (place in Row 1, Column 1). Determine the total number of boys enrolled, (place in Row 2, Column 1).
- Add the total number of girls and boys enrolled to determine total enrollment, (place in Row 3, Column 1).
- Calculate the percentage of total enrollment that is female. (Divide Row 1, Column 1 by row 3, Column 1 and place in Row 1, Column 2.) Calculate the percentage of total enrollment that is male. (Divide Row 2, Column 1 by Row 3, Column 1 and place in Row 2, Column 2.) Note: Row 1, Column 2 plus Row 2, Column 2 should total 100%.
- Ask the head coaches to review the most updated eligibility or squad lists for their teams. Ask coaches to confirm the names of those individuals who are on the team as of the first **date of competition**, and cross out the names of those who were cut from the team or quit the team prior to the first competitive event. Determine the total number of interscholastic athletics participants that are girls, (and place in Row 1, Column 3). In order to determine the total number of athletics participants, an individual should be counted each time he or she participates on a team. For example, if Jane Doe competes on the varsity volleyball team, the junior varsity volleyball team, the junior varsity basketball team, and the varsity softball team, she should be counted as four participants (**do not include club or intramural sports participants, cheerleaders, dance teams, or pom squads**). Calculate the same way for boys and girls. \* In addition, should 8<sup>th</sup> grade students and below play on a Freshman, Junior Varsity, or Varsity team, they should also be counted for each team and sport on which they participate. If applicable, please asterisk the above notation as to how many 8<sup>th</sup> grade students & below are included in the totals. Using the same procedure, determine the total number of interscholastic athletic participants that are boys, (and place in Row 2, Column 3). Add Row 1, Column 3 plus Row 2, Column 3 to get total participants and place in Row 3, Column 3.
- Calculate the percentage of female participation. (Row 1, Column 3 divided by Row 3, Column 3 and place in Row 1, Column 4.) Calculate the percentage of male participation. (Row 2, Column 3 divided by Row 3, Column 3 and place in Row 2, Column 4.) Note: Row 1, Column 4 plus Row 2, Column 4 should total 100%.

Note: While being within three percent is not a formal compliance standard; if the percent listed in Row 1, Column 4 is within 3% of Row 1, Column 2, then it provides a good target within which compliance is likely.

Principal's Signature:  Date: 4-14-2006

**2005-2006**  
**ACCOMMODATION OF INTERESTS AND ABILITIES**  
**SUMMARY PROGRAM CHART 2**


KHSAA  
 Form T2  
 Rev. 9/05

**Participation Opportunities Test Two**

		Column 1	Column 2	Column 3	Column 4	Column 5
Program		Number of Teams Currently Offered	Number of Participants	Number of Teams Added Since the beginning of the 2001-2002 School Year	Number of Participants Added Since the beginning of the 2001-2002 School Year	Percent of Total Participation By Sex Added Since the beginning of the 2001-2002 School Year
<b>GIRLS</b>	Row 1	varsity:	8	116	1	15
	Row 2	j.v.:	5	51	1	10
	Row 3	frosh:	1	8	1	8
	Row 4	total:	14	175	3	33
<b>BOYS</b>	Row 5	varsity:	8	143	1	36
	Row 6	j.v.:	4	65	1	21
	Row 7	frosh:	1	7	-0-	-0-
	Row 8	total:	13	215	2	57

- 1) For Column 1, list the number of interscholastic teams offered for girls and boys at each competitive level (varsity, junior varsity, and freshman). For girls, total each of the entries in Rows 1, 2, and 3 into Row 4. For boys, total Rows 5, 6, and 7 into Row 8.
- 2) For Column 2, list the number of participants at each level. For girls, total each of the entries in Rows 1, 2, and 3 into Row 4. For boys, total Rows 5, 6, and 7 into Row 8. **Note:** The totals in Row 4 for girls and in Row 8 for boys must be the same as the totals in Form T-1, Column 3, Rows 1 and 2 respectively.
- 3) For Column 3, list the number of interscholastic teams that have been added in the last five years at each competitive level. Count each team added during the 5 year period only one time. e.g. Girl's junior varsity soccer was added 3 years ago, count the team only once, not 3 times. For girls, total the entries in Rows 1, 2, and 3 into Row 4. For boys, total Rows 5, 6, and 7 into Row 8.
- 4) For Column 4, list the number of participants that are currently on each level of the teams that were added in the last five years. If a team was added previously but no longer exists, there are no current participants to be added for that team. For girls, total the entries in Rows 1, 2, and 3 into Row 4. For boys, total Rows 5, 6, and 7 into Row 8.
- 5) For Column 5, calculate the percentage of participants that have been added in the last five years. For girls, take the number in Column 4, Row 4 and divide by the number in Column 2, Row 4. For boys, take the number in Column 4, Row 8 and divide it by the number in Column 2, Row 8.

Note: If the percentage of current participants added in the last five years is 25% or greater, compliance with test two may be possible. If less than 25%, then compliance with test three should be analyzed. **CAUTION:** 25% is not a formal compliance standard.

Principal's Signature:  Date: 4-14-2006

**2005-2006**  
**ACCOMMODATION OF INTERESTS AND ABILITIES**  
**SUMMARY PROGRAM CHART 3**

**Participation Opportunities Test Three**

**FOR ANY QUESTION ANSWERED "YES" IDENTIFY THE RESPECTIVE SPORT(S).**

	<b>GIRLS</b> (Yes / No)		<b>BOYS</b> (Yes / No)
1. For a sport not currently played at the interscholastic level (varsity, junior varsity, or freshman) in your school, is there an intramural team offered for that sport?	NO		NO
2. For a sport <u>not</u> currently offered in your interscholastic athletics program, is there sufficient interest to form a viable interscholastic team based on participation on an intramural team or community recreation teams?	NO		NO
3. For a sport <u>not</u> currently offered, is there sufficient interest, based on your most recent Student Interest Survey, to form a viable interscholastic team based on student responses from the interscholastic survey? If yes, what sport?	NO <i>Yes Substantive 72</i>		NO
4. For a sport currently offered at the varsity level only, is there sufficient interest, based on your most recent Student Interest Survey, to form a viable team for a junior varsity or freshman team that is not currently offered?	NO		NO
5. For a sport currently offered at the junior varsity or freshman level is there sufficient interest, based on your most recent Student Interest Survey, to form a varsity team not currently offered?	NO		NO
6. If you answered YES to question (1), (2), (3), (4), or (5), are there enough high schools in your geographic area offering the sport (at the appropriate level) to allow for the development of a reasonable schedule of competition?	NO		NO

Principal's Signature: *John D. White* Date: 4-14-2006



**2005-2006**  
**ACCOMODATION OF INTERESTS AND ABILITIES**  
**SUMMARY PROGRAM CHART 4**

**Levels of Competition Test One**

		Column 1	Column 2	Column 3
<b>Girls</b>	<b>Team Levels</b>	<b>Number of Teams Currently Offered</b>	<b>Number of Participants</b>	<b>Percentage of Participants at Each Level</b>
<b>Row 1</b>	<b>varsity:</b>	<b>8</b>	<b>116</b>	<b>66</b>
<b>Row 2</b>	<b>j.v.:</b>	<b>5</b>	<b>51</b>	<b>29</b>
<b>Row 3</b>	<b>frosh:</b>	<b>1</b>	<b>8</b>	<b>5</b>
<b>Row 4</b>	<b>total:</b>		<b>175</b>	<b>100%</b>
<b>Boys</b>				
<b>Row 5</b>	<b>varsity:</b>	<b>8</b>	<b>143</b>	<b>67</b>
<b>Row 6</b>	<b>j.v.:</b>	<b>4</b>	<b>65</b>	<b>30</b>
<b>Row 7</b>	<b>frosh:</b>	<b>1</b>	<b>7</b>	<b>3</b>
<b>Row 8</b>	<b>total:</b>		<b>215</b>	<b>100%</b>

- 1) Column 1, list the number of interscholastic teams offered for girls and boys at each competitive level; varsity, junior varsity, and freshman. (Refer to Form T-2, Accommodation of Interests and Abilities, Summary Program Chart 2, Column 1.)
- 2) For Column 2, list the number of participants at each level. For girls, total the entries in Rows 1, 2, and 3 into Row 4. For boys, total the entries in Rows 5, 6, and 7 into Row 8. (Refer to Form T-2, Accommodation of Interests and Abilities, Summary Program Chart 2, Column 2.)
- 3) For Column 3, calculate the percentage of female and male participants at each level.  
For girls' varsity, junior varsity, and frosh, respectively:
  - Divide Column 2, Row 1 by Column 2, Row 4, and place the percentage in Column 3, Row 1.
  - Divide Column 2, Row 2 by Column 2, Row 4, and place the percentage in Column 3, Row 2.
  - Divide Column 2, Row 3 by Column 2, Row 4, and place the percentage in Column 3, Row 3.
  -
 For boys' varsity, junior varsity, and frosh, respectively:
  - Divide Column 2, Row 5 by Column 2, Row 8, and place the percentage in Column 3, Row 5.
  - Divide Column 2, Row 6 by Column 2, Row 8, and place the percentage in Column 3, Row 6.
  - Divide Column 2, Row 7 by Column 2, Row 8, and place the percentage in Column 3, Row 7.

Principal's Signature: John D. White Date: 4-14-2006

**2005-2006  
ACTUAL EXPENDITURES - PROGRAM COMPARISON CHART 1  
TO INCLUDE BOOSTER CLUB FUNDING**

	equipment and supplies		travel		awards		coaches' salaries (to include supplemental and extended employment; dollar amount needed)		facilities improvements		publications (if sport-specific)	
	Expenditures		Expenditures		Expenditures		Expenditures		Expenditures		Expenditures	
	School	Booster	School	Booster	School	Booster	School	Booster	School	Booster	School	Booster
G basketball	\$ 6500	\$ 4300	\$3000	-0-	\$ 700	-0-	\$ 14,800	-0-	-0-	-0-	ONE	
B basketball	6600	1500	4600	\$3100	1600	\$ 700	14,700	-0-	-0-	FOR		
G softball	8000	700	1100	600	300	400	4600	-0-	-0-	ALL		
B baseball	4400	-0-	2300	1300	400	100	4600	-0-	-0-	SPORTS		
G cross country	500	500	500	100	200	-0-	1700	-0-	-0-	USED		
B cross country	500	300	500	100	200	-0-	1700	-0-	-0-	FOR		
G golf	300	-0-	600	-0-	100	-0-	1100	-0-	-0-	AWARD		
B golf	500	-0-	-0-	-0-	100	-0-	1100	-0-	-0-	banquets		
G soccer	2700	200	1000	-0-	400	-0-	5000	-0-	-0-			
B soccer	800	500	300	300	400	-0-	5300	-0-	-0-			
G swimming	NA											
B swimming	NA											

1. Total expenditures on T-35 and T-36 on the 2005-2006 year report due by April 15, 2006, should reflect the total monies spent (rounded off to nearest hundred) for the entire school year of 2004-2005 ending June 30, 2005.

2. Booster Club Funding/Contributions must be included in the expenditures total.

Principal's Signature: *John D. White* Date: 4-14-2006

**2005-2006  
ACTUAL EXPENDITURES - PROGRAM COMPARISON CHART 2  
TO INCLUDE BOOSTER CLUB FUNDING**

	equipment and supplies		travel		awards		coaches' salaries (to include supplemental and extended employment; dollar amount needed)		facilities improvements		publications (if sport-specific)	
	Expenditures		Expenditures		Expenditures		Expenditures		Expenditures		Expenditures	
	School	Booster	School	Booster	School	Booster	School	Booster	School	Booster	School	Booster
G track	\$ 8500	\$ 800	\$ 600	-0-	\$ 500	-0-	\$ 1000	-0-	-0-	-0-	-0-	-0-
B track	850	800	600	-0-	500	-0-	1000	-0-	-0-	-0-	-0-	-0-
G tennis	250	-0-	100	-0-	200	-0-	1100	-0-	-0-	-0-	-0-	-0-
B tennis	250	-0-	100	-0-	200	-0-	1100	-0-	-0-	-0-	-0-	-0-
G volleyball	500	-0-	800	-0-	400	-0-	3400	-0-	-0-	-0-	-0-	-0-
B wrestling	NA											
G (list sport)	NA											
B football	9400	3000	2500	900	500	-0-	18,100	-0-	-0-	-0-	-0-	-0-
G (list sport)												
B (list sport)												

1. Total expenditures on T-35 and T-36 on the 2005-2006 year report due by April 15, 2006, should reflect the total monies spent (rounded off to nearest hundred) for the entire school year of 2004-2005 ending June 30, 2005. 2

2. Booster Club Funding/Contributions must be included in the expenditures total. 3

Indicate percentage of total expenditures for each gender:

Gender	Expenditures	Percentage
Boys	\$ 94,900	57%
Girls	\$ 70,400	43%
<b>Total:</b>	<b>\$ 164,800</b>	<b>100%</b>

Principal's Signature: Ken D. White Date: 4-14-2006



**2005-2006**  
**TITLE IX**  
**CORRECTIVE ACTION PLAN**

SCHOOL NAME PENDLETON COUNTY HIGH SCHOOL

**DIRECTIONS:**

1. For Column 1, indicate the intended area which needs corrective action in order to achieve gender equity. For Column 2, write the suggested change or activities that will correct the area in need of alteration. For Column 3, include the estimated completion date for the changes or activities.
2. It is possible to attain compliance with Title IX and no longer need "corrective" action. However, the KHSAA strongly encourages compliant schools to identify items for improvement (Column 1), activities to accomplish the improvement (Column 2) and a timetable for completion (Column 3) that will strengthen the athletic program.
3. You may copy this form as needed. Please attach corrective action plans along with audit forms and submit by April 15, 2006.

COLUMN 1	COLUMN 2	COLUMN 3
ITEM FOR CORRECTION/ IMPROVEMENT	SUGGESTED CHANGE/ ACTIVITIES	TIME TABLE FOR CORRECTIVE ACTION/ COMPLETION
Lower percentage of Participation by girls than boys	Encourage more girls to participate and work closely with the Middle School to have a no cut policy.	2006-2007
The Boys teams have more over night trips	Encourage the girls teams to take over night trips	2006-2007 as scheduling permits
Vacant coaching positions	Work with S.B.D.M. when hiring new teachers to seriously consider coaches.	2006-2007

Principal's Signature: *Bob White* Date: 4-14-2006



**2005-2006 INTERSCHOLASTIC  
ATHLETICS SURVEY**  
Summary of Student Responses

KHSAA  
Form T63  
Rev. 9/05

**School Name:** PENDLETON COUNTY HIGH SCHOOL

**School Enrollment:** 890 (SHOULD AGREE WITH FORM T-1)

**Date:** April 14,2006

**Completed By:** Tom Woofter

**Instructions:**

1. Summarize the Student Athletics Interest Surveys Form T-61 by listing the total number of responses on the line next to each sport.
2. Under the Other Category please provide a listing of the sports as well as the number of students who are interested in participating.
3. Please sign and date this Summary Form (T-63) and mail this Summary Form only to the KHSAA by April 15, 2006. Do not mail the student surveys (Form T-61). However, these Forms should be maintained in your files in the event they are requested subsequently.

523 Number of Surveys *160%*

523 Total Returned (*A minimum of 80% return is expected*)

9-11 Grades Surveyed (*Should be grades 9-11 and 8<sup>th</sup> grade if school has a feeder system*)

How Was The Survey Administered? Was given in all grade 9 – 11 Care groups  
(e.g. was it given in all English classes, or all home rooms, or advisee/advisor?)

**KHSAA Sanctioned Fall Sports** (*List Total Number of Participation Responses*)

21 Cross Country (Girls)

13 Cross Country (Boys)

101 Football (Boys)

13 Golf (Girls)

21 Golf (Boys)

50 Soccer (Girls)

34 Soccer (Boys)

97 Volleyball (Girls)

**Winter Sport** (*List Total Number of Participation Responses*)

<u>61</u>	Basketball (Girls)
<u>76</u>	Basketball (Boys)
<u>16</u>	Indoor Track (Girls)
<u>12</u>	Indoor Track (Boys)
<u>72</u>	Swimming & Diving (Girls)
<u>19</u>	Swimming & Diving (Boys)
<u>60</u>	Wrestling (Boys)

**Spring Sport** (*List Total Number of Participation Responses*)

<u>75</u>	Baseball (Boys)
<u>63</u>	Fast Pitch Softball (Girls)
<u>39</u>	Slow Pitch Softball (Girls)
<u>55</u>	Tennis (Girls)
<u>21</u>	Tennis (Boys)
<u>35</u>	Track (Girls)
<u>31</u>	Track (Boys)

**Non-KHSAA Sanctioned Sports** (*From Student Survey T-61 Question 10*)

<u>107</u>	Archery
<u>46</u>	Field Hockey
<u>145</u>	Bowling
<u>15</u>	Boys' Gymnastics
<u>63</u>	Girls' Gymnastics
<u>74</u>	Ice Hockey
<u>49</u>	Boys' Lacrosse
<u>48</u>	Girls' Lacrosse
<u>87</u>	Rifle
<u>74</u>	Rodeo
<u>39</u>	Boys' Volleyball
<u>47</u>	Water Polo
<u>62</u>	Weightlifting

**Number of Students who participate in Intramural Sports**

(*From Student Survey T-61 Question 5*)

<u>Sport</u>	<u>Number</u>
Pendleton County High School does not offer	
As intramural program. The county recreation	
provides those activities.	

**List Intramural Sports students are interested in adding:**

*(From Student Survey T-61 Question 6)*

<u>Sport</u>	<u>Number</u>
Bowling	145
Archery	107
Rifle	87

**Participation in Non-School Sports Activities**

*(From Student Survey T-61 Question 7)*

<u>Sport</u>	<u>Number</u>
Baseball	18
Basketball	35
Softball	14
Barrel Racing	16
Motor Cross	12

**Reasons for not participating in interscholastic athletics**

*(From Survey Question 8)*

- 47 I prefer other activities such as band, chorus, etc.
- 94 I don't have time
- 21 The practice schedules and game times are inconvenient
- 29 The sport I like isn't offered
- 26 It's too expensive
- 15 I prefer to participate in club or intramural sports
- 33 Working
- 46 Other:

Student Suggestions to encourage participation


Nicer coaches; no drug testing; football in district play; reduce the cost; provide transportation

\_\_\_\_\_

\_\_\_\_\_

\_\_\_\_\_

\_\_\_\_\_

  
Principal's Signature

4-14-2006  
Date



*Pendleton County High School*

*2359 Hwy. 27 N.*

*Falmouth, Kentucky 41040*

*Gary Dearborn  
Assistant Principal*

*John D. White  
Principal*

*Anthony J. Dietrich  
Assistant Principal*

June 13, 2005

Bridget DeVries, Commissioner

*OK  
CWH 6/22/05*

I am responding to your request for Title IX Report Form GE-19, The line left blank was the dates of the minimum of three (3) committee meetings. I have not located the documentation for those meetings. I do understand, therefore, we are out of compliance if we cannot locate these meeting documentations.

This oversight will be corrected this next school year. The minutes for the meetings will be filed with the high school Principal and the Superintendent. The dates for the 2005-06 meetings will be August 9, November 8, and March 28. The day following these meetings the minutes will be filed with the Principal and the Superintendent.

I hope this will assist Pendleton County High School achieving compliance in the future. If there are any concerns, please contact me.

Sincerely,

*Tom Woofler*

Tom Woofler, Athletic Director



# Kentucky High School Athletic Association

2280 Executive Drive ° Lexington, KY 40505 ° www.khsaa.org ° (859)299-5472 (859)293-5999 (fax)

*OK  
7/21/06*

## MEMORANDUM

To: Superintendent, Principal, and Athletic Director  
Pendleton County High School

From: Brigid L. DeVries, Commissioner *Brigid*  
Larry Boucher, Assistant Commissioner


Date: July 21, 2006

Subject: 2005-2006 Title IX Annual Report Forms Submission

Enclosed please find a copy of Form T-65, the 2005-2006 KHSAA Title IX Annual Report Submission Status Report. In addition, you may find an attachment with corrected copies of the forms submitted by your school personnel. Please review this information so the forms can be completed accurately in the future.

Also, KHSAA Audit Team Members may have requested resubmission of some of the 2005-2006 Annual Report Forms or need additional information on your athletic programs. Please submit this information by the date requested if this is applicable. Copies and all KHSAA Title IX documents must be kept current and included in your permanent Title IX File at the school. All documents are subject to Open Records Requests.

Should you need any further information, please do not hesitate to call anytime.



**KHSAA TITLE IX  
ANNUAL REPORT SUBMISSION  
STATUS REPORT  
2005-2006**

KHSAA Form T65  
Revised 8/05

TO: KHSAA Member School Superintendents, Principals, and Athletic Directors

FROM: Brigid L. DeVries, Commissioner  
Larry Boucher, Assistant Commissioner

DATE: 7/21/2006

School	Pendleton County High School	Reviewed by	Phyllis Catlett
--------	------------------------------	-------------	-----------------

The following is a status report regarding the required 2005 - 2006 Title IX Annual Report submission of forms due into the KHSAA office by April 15, 2006. Appropriate KHSAA Audit Team personnel have reviewed these forms and the following is a summary of this review.

I. Checklist of Forms properly submitted in a satisfactory manner:

<input checked="" type="checkbox"/>	GE 19 (Annual Verification)	<input checked="" type="checkbox"/>	T-35 (Budget Expenses)
<input checked="" type="checkbox"/>	T-1 (Summary Program Chart 1)	<input checked="" type="checkbox"/>	T-36 (Budget Expenses)
<input checked="" type="checkbox"/>	T-2 (Summary Program Chart 2)	<input checked="" type="checkbox"/>	T-41 (Checklist - Overall Interscholastic Program)
<input checked="" type="checkbox"/>	T-3 (Summary Program Chart 3)	<input checked="" type="checkbox"/>	T-60 (Corrective Action Plan)
<input checked="" type="checkbox"/>	T-4 (Summary Program Chart 4)	<input checked="" type="checkbox"/>	T-63 (Interscholastic Survey Results)

II. Status

A.		2005 - 2006 Forms are satisfactory and no further information or action is necessary at this time.
B.	<input checked="" type="checkbox"/>	Errors have been noted with respect to the following forms: Place form T-3 and form T-41 in the school's Title IX File for 2006.
C.		The following forms were omitted and must be submitted by school representatives:
D.	<input checked="" type="checkbox"/>	Other Recommendation and Comments: According to the report, the school does not have any students on the Gender Equity Committee. The auditor strongly recommends that students be placed on the committee and that meetings are held at a time when students can attend. According to the information submitted it appears the school is currently not in compliance with any of the three tests. The survey indicates (72) girls interested in swimming. This interest was not indicated on form T-3. The Gender Equity Committee and the school administration should review this interest by meeting with students and parents regarding this matter. The boys currently have the advantage in Opportunities to Participate. The school has addressed this on the Corrective Action Plan.

Corrected 9-11-06 J. Hooff

**2005-2006  
ACCOMMODATION OF INTERESTS AND ABILITIES  
SUMMARY PROGRAM CHART 3**

**Participation Opportunities Test Three**

FOR ANY QUESTION ANSWERED "YES" IDENTIFY THE RESPECTIVE SPORT(S).

	GIRLS (Yes / No)		BOYS (Yes / No)
1. For a sport not currently played at the interscholastic level (varsity, junior varsity, or freshman) in your school, is there an intramural team offered for that sport?	NO		NO
2. For a sport <u>not</u> currently offered in your interscholastic athletics program, is there sufficient interest to form a viable interscholastic team based on participation on an intramural team or community recreation teams?	NO		NO
3. For a sport <u>not</u> currently offered, is there sufficient interest, based on your most recent Student Interest Survey, to form a viable interscholastic team based on student responses from the interscholastic survey? If yes, what sport?	NO <i>swimming</i>		NO
4. For a sport currently offered at the varsity level only, is there sufficient interest, based on your most recent Student Interest Survey, to form a viable team for a junior varsity or freshman team that is not currently offered?	NO		NO
5. For a sport currently offered at the junior varsity or freshman level is there sufficient interest, based on your most recent Student Interest Survey, to form a varsity team not currently offered?	NO		NO
6. If you answered YES to question (1), (2), (3), (4), or (5), are there enough high schools in your geographic area offering the sport (at the appropriate level) to allow for the development of a reasonable schedule of competition?	NO		NO

Principal's Signature: *J. Hooff* Date: 4-14-2006

The most recent survey study shows swimming as an interest for girls (72 interested in swimming/diving). Currently we have no facility in our county to accommodate this interest. To go to a private facility outside of the county is not feasible due to transportation and rental expense. There are only two (2) schools in our region offering this sport.

Our T-2 reports Pendleton County offers fourteen (14) girl and thirteen (13) boy sports.

# 2005-2006 KHSAA TITLE IX ATHLETICS AUDIT

KHSAA  
Form 141  
Rev. 9/05

## Checklist - Overall Interscholastic Athletics Program

**DIRECTIONS:**

For the Areas of Compliance (Opportunities and Benefits) listed on the left hand side of the page, place a checkmark under the appropriate column identifying whether your school provided an advantage to the Girls' Program, or to the Boys' Program or to Neither Program.

Areas of Compliance:	ADVANTAGE TO:		
	GIRLS' PROGRAM	BOYS' PROGRAM	NEITHER PROGRAM
<b>OPPORTUNITIES</b>			
Accommodation of Interest and Abilities			XX
<b>BENEFITS</b>			
Equipment and Supplies			XX
Scheduling of Games and Practice Time			XX
Travel and Per Diem Allowances			XX
Coaching			XX
Locker Rooms, Practice and Competitive Facilities			XX
Medical and Training Facilities and Services			XX
Publicity			XX
Support Services			XX
Athletic Scholarships			NA
Tutoring			NA
Housing and Dining Facilities and Services			NA
Recruitment of Student Athletes			NA

Principal's Signature: John D. White Date: 4-14-2006